

## Notes on the fauna and taxonomy of longicorn-beetles (Coleoptera: Cerambycidae) of Near East and Transcaucasia. I

### Заметки о фауне и таксономии жуков-усачей (Coleoptera: Cerambycidae) Ближнего Востока и Закавказья. I

D.G. Kasatkin  
Д.Г. Касаткин

Rostov branch of FSI “VNIKR”, 20<sup>th</sup> line, 43/16, Rostov-on-Don 344037 Russia. E-mail: dorcadion@yandex.ru  
Ростовский филиал ФГУ “ВНИИКР”, 20-я линия, 43/13, Ростов-на-Дону 344037, Россия.

KEY WORDS: Near East, Cerambycidae, new records, host plants, morphology, bionomie, new synonymy.

КЛЮЧЕВЫЕ СЛОВА: Ближний Восток, Cerambycidae, новые указания, кормовые растения, морфология, бионимия, новая синонимия.

**ABSTRACT.** New data on the distribution of some Cerambycidae species from the Near East is presented as the result of processing the author’s fieldworks and studying museums materials. In addition, a new information on the bionomics of some rare species is given. The taxonomic position of several species of the genus *Phytoecia* Dejean, 1835 is clarified. The following new synonymes are proposed: *Phytoecia irakensis* Breuning, 1967 = *Ph. prasina* Reitter, 1911 **syn.n.**, *Purpuricenus mesopotamicus* Ali, 1987 = *P. wachanrui* Levrat, 1858 **syn. n.**

**РЕЗЮМЕ.** Новые данные о распространении некоторых видов Cerambycidae на Ближнем Востоке представлены как результат полевых исследований автора и изучения музейных материалов. Приведена новая информация о бионимии и кормовых растениях некоторых редких видов жуков-усачей. Прояснена таксономическая позиция некоторых видов рода *Phytoecia* Dejean, 1835. Предложена следующая синонимия: *Phytoecia irakensis* Breuning, 1967 = *Ph. prasina* Reitter, 1911 **syn.n.**, *Purpuricenus mesopotamicus* Ali, 1987 = *P. wachanrui* Levrat, 1858 **syn. n.**

The examined material is deposited in the following collections:

NMHD — Museum Natural History Denmark;  
HNHM — Natural History Museum of Hungary;  
NMW — Naturhistorisches Museum Wien;  
ZIN — Zoological Institute of Russian Academia of Science;  
cDK — Denis Kasatkin collection;  
cAZ — Andrey Zubov collection.

#### *Cortodera napolovi* Danilevsky, 2015 Figs 1, 6.

**MATERIAL:** 4♀, 5♂, Turkey, Mush prov., Buglan pass, 22–25 05 2011, leg. Kasatkin D. (cDK); 5♀, 7♂, Mush prov., near Varto, Kharabelkup, 10–11 05 2009, leg. Kasatkin D. (cDK).

**NOTES.** This species was described from Eastern Turkey (Mush Prov., Buglan pass) and was characterized by the author as similar to *C. colchica* Reitter, 1890. It is mistake in our opinion, because the male genital structure allows us to conclude that *C. napolovi* belongs to the “*alpina*” species-group. *Cortodera colchica* and allied species havn’t the large sclerite in the medial part of the endophallus, while it is specific character of *C. alpina* Ménétries, 1832 (Figs 4–6). In addition, such well-known characters as the shape of lateral lobes (Figs 1–3) and penis (Figs 7–8), confirm belonging *C. napolovi* to the “*alpina*” species-group.

#### *Anastrangalia montana* (Mulsant et Rey, 1863)

**MATERIAL:** 4♂, 2♀, Lebanon, Akkar, 2.5 km SE Qoubaiyat, 34°33'9.52"N 36°17'45.76"E, 22–23 05 2018, leg. Kasatkin D (cDK).

**NOTES.** Distributed in Southern Turkey, Cyprus and Northern Syria [Löbl, Smetana, 2010; Ali, Rapuzzi, 2016; Danilevsky, 2020b]. The serie of this species was collected in a coniferous forest in North Lebanon (new record for the country).

#### *Pedostrangalia (Neosphenalia) kurda* Sama, 1997

**MATERIAL:** 4♀, 5♂, Iran, Kermanshakh prov., near Shamshir vill., 20–22 05 2015, on Apiaceae flowers, leg. Kasatkin D. (cDK).

**NOTES.** According to the Catalogue [Danilevsky, 2020b], this species is widespread in Near East and Transcaucasia: Turkey, Iraq, Armenia, Georgia and Iran. Data on the possible distribution of *P. kurda* in Georgia and Armenia are based on the publication of Miroshnikov [2011] and are unconfirmed. The record for Iran (as *P. emmipoda* Mulsant, 1863) is based on the work of Villiers [1967], who listed two locality: Karand (apparently Semnan Province) and Ghasr-e-Chirin (Kermanshakh Province). The record of *P. kurda* in

Semnan requires confirmation in our opinion, while the presence of this species in Kermanshah is confirmed by our material.

*Purpuricenus mesopotamicus* Ali, 1987

= *Purpuricenus wachanrui* Levrat, 1858 **syn.n.**


MATERIAL. 2♂, Iraq, Mossul prov., Siakh-Gyuivez, [Мос-

сульский вил., с. Сиях-Гюевез], 21 06 1914 (ZIN); 3♂, Turkey, Bulgan Gec., 18–20 06 2005, 1800 m, E. et P. Hajdaj leg. (cDK); 3♂ 1♀, Turkey, Tunceli prov., near Pülümür vill., 09 06 2010, leg. Kasatkin D. (cDK); ♂♀, Turkey, Bitlis prov., Bashan, near Van Lake, 9–11 07 2007, Shokhin I. (cDK); Iran, 5♂ 4♀ Kermanshakh prov., near Shamshir vill., 20–22 05 2015, on Apiaceae flowers, leg. Kasatkin D. (cDK); 2♂ 1♀, Iran, near Kermanshakh, 15 05 2017, leg. Kasatkin D. (cDK).



Figs 1–8. Detail of male genitalia some *Cortodera* Mulsant, 1863: 1, 6 — *Cortodera napolovi* Danilevsky, 2015; 2, 5, 7 — *C. alpina* Ménétries, 1832; 3–4, 8 — *C. colchica* Reitter, 1890; 1–3 — lateral lobes; 4–6 — medial part of endophallus; 7–8 — apex of penis.

Рис. 1–8. Детали морфологии гениталий самцов некоторых *Cortodera* Mulsant, 1863: 1, 6 — *Cortodera napolovi* Danilevsky, 2015; 2, 5, 7 — *C. alpina* Ménétries, 1832; 3–4, 8 — *C. colchica* Reitter, 1890; 1–3 — боковые лопасти; 4–6 — средняя доля эндофаллуса; 7–8 — вершина пениса.



Figs 9–14. Habitus and genitalia some species of *Phytoecia* Dejean, 1835: 9 — *Ph. (Pilemia) halperini* Holzschuh, 1999; 10 — *Ph. (Paracoptosia) brunnerae* Sama, 2000; 11–13 — *Ph. (Neomusaria) bodemeyeri* Reitter 1913 (11 — Iran, Hamadan; 12 — lectotypus, Lorestan; 13 — Iran, Lorestan); 14 — *Ph. (Opsilia) prasina* Reitter, 1911 (Azerbaijan, Talysh).

Рис. 9–14. Внешний вид и гениталии некоторых видов *Phytoecia* Dejean, 1835: 9 — *Ph. (Pilemia) halperini* Holzschuh, 1999; 10 — *Ph. (Paracoptosia) brunnerae* Sama, 2000; 11–13 — *Ph. (Neomusaria) bodemeyeri* Reitter 1913 (11 — Иран, Хамадан; 12 — лектотип, Лорестан; 13 — Иран, Лорестан); 14 — *Ph. (Opsilia) prasina* Reitter, 1911 (Азербайджан, Талыш).

NOTES. The new synonymy is based on the original description [Ali, 1987] and examined materials from different parts of the range of this species. This very variable species is characterized by wide diapason of the body size and proportions, and also by colouration of elytra and the pronotum.

*Dorcadion (Cribridorcadion)*  
*semibrunneum vlasenkoi* Kasatkin, 2020.

MATERIAL: 2♂, Turkey, Niğde prov., 6 km E Niğde city, 37°57'20.37" N 34°44'56.45" E, 28 04 2021, leg. A. Zubov (cAZ).

NOTES. This subspecies was described by 13 specimens from Isparta and Antalya provinces. A. Zubov collected two additional males in Niğde province.

*Dorcadion (Cribridorcadion) mniszehi* Kraatz, 1873

MATERIAL: 2♂, 1♀, Turkey, Ankara prov., near Şereflikoçhisar, 38°57'56.5" N 33°33'13.93" E, 04 2021, leg. A. Zubov (cAZ).

NOTES. This species known only from some region of Turkey (Sivas, Afyon, Kars, Iğdir). The new point is the most western find of *D. mniszehi* now.

*Phytoecia (Pilemia) halperini* Holzschuh, 1999  
Fig. 9.

MATERIAL: 1♂, Jordan, Irbid reg., Sahm vil., 400 m, 3.05.2003. I.Pijushch (MNHD).

NOTES. This species is previously known only from Israel [Holzschuh 1999]. The new record for Jordan. This species was described by one female. Sama et al. [2010b] additionally listed two specimens without their sex indication. Here we present brief characteristics of a male: body length is 10 mm, pygidium moderately emarginated, last visible sternite truncate, first sternite with short but well developed denticle on apical margin; aedeagus as on picture (Fig. 9).

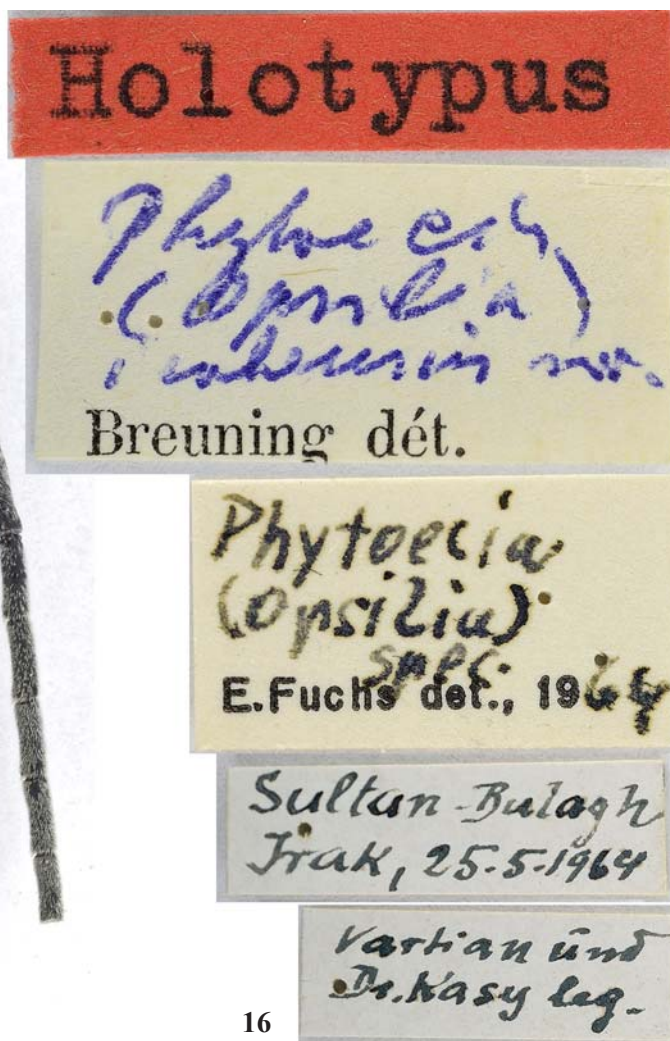
*Phytoecia (Pilemia) annulata* Hampe, 1852

MATERIAL: 1♂, 1♀, Iran, East Azerbaijan province, near Kandovan vill., 37°45'44.91" N 46°17'36.65" E, 20 05 2017, leg. A. Zubov (cAZ).

NOTES. *Nonea* sp. and *N. stenosolen* Boissier et Balansa were indicated as host plants of this species [Rejzek et al., 2001]. It was collected on *N. anchusoides* Boiss. et Buhse in Northern Iran (Āzarbâijân-e Sharqi Province).



15



16

Figs 15–16. Holotypus of *Phytoecia irakensis* Breuning, 1967: 15 — habitus; 16 — labels [Photos by H. Schillhammer].

Рис. 15–16. Голотип *Phytoecia irakensis* Breuning, 1967: 15 — внешний вид; 16 — этикетки [фото Х. Шилльхаммера].

*Phytoecia (Musaria)*  
*puncticollis krupitskyi* Danilevsky, 2014

MATERIAL: 1♂, 1♀, Jordan, Amman reg., 15 km N Madaba, Hisban vill. Circ., 600 m, 22 04 2003, I.Pljusctch leg. (MNHD).

This species was known only from Eastern Turkey [Danilevsky, 2020b]. We found two specimens from Jordan (new record for the country) in the collection of NMHD.

*Phytoecia (Paracoptosia) brunnerae* Sama, 2000  
Fig. 10.

MATERIAL: 1♀, Lebanon, Bekaa, 2 km NW Ainata, 34°11'47.51"N 36°3'49.33"E, 27 05 2018, leg. Kasatkin D. (cDK).

NOTES. This species was known only from Syria [Sama, 2000; Ali, Rapuzzi, 2016] and Jordan [https://www.biolib.cz/en/taxonimage/id186210/?taxonid=1240767]. We collected one specimen of this species in Lebanon (new record for the country).

*Phytoecia (Paracoptosia) bithynensis*  
(Ganglbauer, 1884)

MATERIAL: 1♂, Iran, Azerbaijan-e-Qarbi prov., near Piranshahr vill., 16–18 05 2015, Kasatkin D., leg.; 1♂, 1♀, Iran, Lorestan prov., near Dorud, 5 km SW Choghab Dar vill., 33.501061°N 49.003441°E, 14–15 05 2017, leg. Kasatkin D. (cDK).

NOTES. This species early was recorded for Turkey [Löbl, Smetana, 2010], Lebanon and Iran [Sama et al, 2010a], but without any localities for the latter country. Iran was excluded from distribution in the last edition of the Palaearctic Catalogue [Danilevsky, 2020b]. We collected some specimens of *Ph. (P.) bithynensis* in different provinces of Iran on leaf rosette of *Cynoglossum* sp. plants together with *Ph. (P.) compacta* (Ménétries, 1832).

*Eurycoptosia bodoani* (Pic, 1912)

MATERIAL: 1♂, 1♀, Iran, Zanzan prov., 40 km NW Bonab, 36.799154°N 48.873157°E, 09–10 05 2017, leg. Kasatkin D.; 2♀, Iran, Elbourz prov., near Gachsar vill., on *Anchusa* sp., 01 06 2014, leg. Kasatkin D.; 1♀, Iran, Elbourz prov., near Gachsar vill., on *Onosma microcarpum*, 28 05 2015, leg. Kasatkin D.; 12♂, 15♀, Iran, Azerbaijan-e-Qarbi prov., near Rajan, 25 05 2014, leg. Kasatkin D., Shokhin I.; 6♂, 7♀, Iran, Azerbaijan-e-Qarbi prov., near Piranshahr vill., 16–18 05 2015, leg. Kasatkin D.; 1♀, 1♂ (dead specimens), Iran, Kermanshakh prov., near Shamshir vill., 20–22 05 2015, leg. Kasatkin D. (all in cDK).

NOTES. The species is widespread in Iran from region near Urmia Lake to Zanzan and Lorestan. All specimens were collected in mid-mountains level (1700–2400 m), on gravely open landscapes. Beetles are hiding in leaf rosette of *Onosma microcarpum* Stev. ex DC (preferred host plant) and *Anchusa* spp.



Figs 17–22. Apical part of endophallus some *Phytoecia* (s.str.) species: 17 — *Ph. (s.str.) virgula* (Charpentier, 1825); 18 — *Ph. (s.str.) nigricornis* (Fabricius, 1781); 19 — *Ph. (s.str.) icterica* (Schaller, 1783); 20 — *Ph. (s.str.) shokhini* Kasatkin, 2010; 21 — *Ph. (s.str.) pustulata* (Schrank, 1776); 22 — *Ph. (s.str.) cylindrica* (L., 1758).

Рис. 17–22. Апикальная часть эндофаллуса некоторых видов *Phytoecia* (s.str.): 17 — *Ph. (s.str.) virgula* (Charpentier, 1825); 18 — *Ph. (s.str.) nigricornis* (Fabricius, 1781); 19 — *Ph. (s.str.) icterica* (Schaller, 1783); 20 — *Ph. (s.str.) shokhini* Kasatkin, 2010; 21 — *Ph. (s.str.) pustulata* (Schrank, 1776); 22 — *Ph. (s.str.) cylindrica* (L., 1758).

*Phytoecia (Opsilia) prasina* Reitter, 1911  
Figs 14–16.

TYPE MATERIAL: Holotype of *Ph. irakensis* 1♂, Irak, Sultan-Bulagh, 25.5.1964, Vartian und Dr. Kasy leg., Holotypus, “*Phytoecia irakensis* Breuning det.” (NMW).

MATERIAL: 2♂ 1♀, Iran, Azerbaijan-e-Qarbi prov., near Rajan, 25 05 2014, leg. Kasatkin D. (cDK); 3♂, 1♀, Iran, Azerbaijan-e-Qarbi prov., near Rajan, 24 05 2017 leg. Kasatkin D. (cDK); 1♂, 1♀, Iran, Khamadan prov., 1 km E Ylfan vill., 34.740476°N 48.621117°E, 10–11 05 2017, leg. Kasatkin D. (cDK).

NOTES. This rare species was known only from some localities: Iran, Lorestan (the type locality) and Azerbaijan, Talysh [Miroshnikov, 2009], a host plant was unknown previously. We collected some specimens of *Ph. prasina* in Hamedan and Azerbaijan-e-Qarbi Provinces of Iran. All our beetles were collect on *Nonea anchusoides* Boiss. et Buhse.

*Ph. irakensis* Breuning, 1967 was described by a single specimen from “Irak, Sultan-Balagh, 25.5.1963” [Breuning, 1967]. Label data of the holotype is “Irak, Sultan-Bulagh, 25.5.1964” (Fig. 16). Actually, the type locality of *Ph. irakensis* is located in Iran (Hamadan province, 52 km NW Hamadan city, Solān Bolāghī), and well known from materials of the Austrian expedition in Afghanistan and Persia [Kaszab, 1965]. Thus, the type locality is located in Iran.

Breuning incorrectly compared *Ph. irakensis* with *Ph. coerulea* (Scopoli, 1793). Examination of the holotype (Fig. 15) shown that *Ph. irakensis* is the male of *Ph. prasina*

Thus, the following new synonymy is proposed: *Ph. prasina* Reitter, 1911 = *Ph. irakensis* Breuning, 1967, **syn.n.**


*Phytoecia (Neomusaria) bodemeyeri* Reitter 1913  
Figs 11–13, 23, 35.

TYPE MATERIAL: “v. Bodemeyer, Persien, Luristan”; “bodemeyeri m. 1911” “coll. Reitter”, “Holotypus, ♂, *Phytoecia bodemeyeri* Reitter, 1913”, “Lectotypus, *Phytoecia bodemeyeri* Reitter, 1913, G. Sama des. 2002” (HNHM).

MATERIAL: 3♂, 2♀, Iran, Khamadan prov., 1 km E Ylfan vill., 34.740476°N 48.621117°E, 10–11 05 2017, leg. Kasatkin D. (cDK); 4♂, 3♀, Iran, West Azerbaijan, near Garavolkhane vill., Takht-e-Soleyman distr. S slope Kuh-e-Belqeys, 36.610612°N 47.307911°E, 24 05 2017, leg. Kasatkin D. (cDK); 1♀, Iran, Lorestan prov., 24 km S Azna city, 33.279639°N 49.499288°E, 16–17 05 2017, leg. Zubov A. (cAZ).

NOTES. This unusual species is traditionally placed in the *Phytoecia* s.str. However, numerous material, collected by author in Iran, old specimens from the type locality and examined type specimens allows us to include *Ph. bodemeyeri* to the subgenus *Neomusaria* Plavilstshikov, 1928 on base of the endophallic structure, the shape of lateral lobes and claws (Figs 17–39). The species has the wide range and demonstrates some variability in colouration of legs, antennae and ventral side of the body.

BIONOMICS. All specimens were collected on *Salvia* spp., the common host plant for *Neomusaria* species.



Figs 23–26. Apical part of endophallus some *Phytoecia (Neomusaria)* species: 23 — *Ph. (Neomusaria) bodemeyeri* Reitter 1913; 24 — *Ph. (N.) merkli* Ganglbauer, 1884; 25 — *Ph. (N.) waltli* Sama, 1991; 26 — *Ph. (N.) longicornis* Pesarini et Sabbadini, 2009.

Рис. 23–26. Апикальная часть эндофаллуса некоторых видов *Phytoecia (Neomusaria)*: 23 — *Ph. (Neomusaria) bodemeyeri* Reitter 1913; 24 — *Ph. (N.) merkli* Ganglbauer, 1884; 25 — *Ph. (N.) waltli* Sama, 1991; 26 — *Ph. (N.) longicornis* Pesarini et Sabbadini, 2009.

*Phytoecia* (*s.str.*) *shokhini* Kasatkin, 2010  
Figs 20, 30, 38.

A position of this species in the system of genus *Phytoecia* Dejean, 1835 is repeatedly discussed. It was described in *Phytoecia s.str.* [Kasatkin, 2010], on base of the structure of the apical phallomere (Fig. 20). Danilevsky [2019; 2020a]

transferred *Ph. shokhini* to the subgenus *Neomusaria* Plavilstshikov, 1928 without any serious reasons. In the same time, he included the very similar (according the original description) *Ph. napolovi* Danilevsky, 2011 in the nominotypical subgenus. The taxonomic structure of the nominotypical subgenus is also not clear (as seen on Figs 17–22) and needs revision. It is the subject of our following work. The endo-



Figs 27–39. Detail of morphology some *Phytoecia* Dejean, 1835: 27 — *Ph. (s.str.) cylindrica* (L., 1758); 28 — *Ph. (s.str.) caerulea* (Scopoli, 1772); 29, 37 — *Ph. (s.str.) pustulata* (Schränk, 1776); 30, 38 — *Ph. (s.str.) shokhini* Kasatkin, 2010; 31 — *Ph. (s.str.) virgula centaureae* Sama, Rapuzzi et Rejzek, 2007; 32 — *Ph. (Neomusaria) merkli* Ganglbauer, 1884; 33 — *Ph. (N.) suworowi* Pic, 1905; 37, 34 — *Ph. (N.) longicornis* Pesarini et Sabbadini, 2009; 35 — *Ph. (N.) bodemeyeri* Reitter 1913; 336 — *Ph. (N.) walli* Sama, 1991; 27–36 — claws; 37–39 — tegmen.

Рис. 27–39. Детали морфологии некоторых *Phytoecia* Dejean, 1835: 27 — *Ph. (s.str.) cylindrica* (L., 1758); 28 — *Ph. (s.str.) caerulea* (Scopoli, 1772); 29, 37 — *Ph. (s.str.) pustulata* (Schränk, 1776); 30, 38 — *Ph. (s.str.) shokhini* Kasatkin, 2010; 31 — *Ph. (s.str.) virgula centaureae* Sama, Rapuzzi et Rejzek, 2007; 32 — *Ph. (Neomusaria) merkli* Ganglbauer, 1884; 33 — *Ph. (N.) suworowi* Pic, 1905; 37, 34 — *Ph. (N.) longicornis* Pesarini et Sabbadini, 2009; 35 — *Ph. (N.) bodemeyeri* Reitter 1913; 336 — *Ph. (N.) walli* Sama, 1991; 27–36 — коготки; 37–39 — тегмен.

phallic structure has already established itself as a reliable character for the separation of subgenera *Phytoecia* [Kasatkin, 2015, 2018]. The characters of this structure, which were examined by us in 5 species of *Neomusaria* (Figs 23–26), the shape of tegmen and lateral lobes (Figs 37–39) and the shape of claws (Figs 32–36) clearly indicates that *Ph. shokhini* belongs to *Phytoecia* s.str. Also, it is known that all *Neomusaria* species associated with Lamiaceae plants (*Salvia*), while *Ph. shokhini* feeding on Apiaceae.

**Acknowledgments.** The author is grateful to †Dr O. Merkl (HNHM, Budapest, Hungary), Dr A. Solodovnikov (MNHD, Copenhagen, Denmark) and Dr H. Schilhammer (NMW, Wien, Austria), Mr A. Zubov (Moscow, Russia) for the provided material, Dr M. Ranjbar (College of Science Bu-Ali Sina University, Hamadân, Iran) for identification of host plants, Dr H. Schilhammer (NMW, Wien, Austria) for prepared photos of holotype. Dr D. Azar (Lebanese University, Beirut, Lebanon) is acknowledged for his help in the organizing of expedition in Lebanon and translation of Arabic text.

## References

- Ali H.A. 1987. A n.sp. of *Purpuricen* from Iraq // Iraqi Journal of Science. Vol.28. Nos3–4. P.536–543.
- Ali Kh., Rapuzzi P. 2016. Second contribution to the knowledge of Longhorn Beetles of the Syrian Coastal Region (Coleoptera Cerambycidae) // Biodiversity Journal, Vol.7. No.2. P.261–272.
- Breuning S. 1967. Österreichische entomologische Expeditionen nach Persien und Afganistan. Beiträge zur Coleopterologie. Teil IV: Cerambycidae: Lamiinae. Beschreibung einer neuen *Phytoecia* (*Opsilia*)-Form aus dem Irak // Annalen des Naturhistorischen Museums in Wien. Bd.70 [1966]. 435 p.
- Danilevsky M. 2019. [http://www.cerambycidae.net/catalog\\_remarks.pdf](http://www.cerambycidae.net/catalog_remarks.pdf) (last updated 09.04.2019).
- Danilevsky M. 2020a. A new species of *Phytoecia* (*Neomusaria*) Plavilstshikov, 1928 from Armenia and a new species of *Phytoecia* (*Parobereina*) Danilevsky, 2018 from Iran (Coleoptera, Cerambycidae) // Zootaxa. Vol.4747. No.1. P.196–200.
- Danilevsky M. 2020b. Catalogue of Palaearctic Coleoptera, Vol. 6 (1), Chrysomeloidea I (Vesperidae, Disteniidae, Cerambycidae). Revised and updated edition. Leiden / Boston: Brill. xxii, 712 pp.
- Holzschuh C. 1999. Beschreibung von 71 neuen Bockkäfern aus Asien, vorwiegend aus China, Laos, Thailand und India (Col., Cerambycidae) // FBVA Berichte–Schriftenreihe der Forstlichen Bundesversuchsanstalt in Wien. Bd.110. S.3–64.
- Kasatkin D.G. 2010. A new species of the genus *Phytoecia* Dejean 1835 (Coleoptera: Cerambycidae) from Eastern Turkey // Caucasian Entomological Bulletin. Vol.6. No.1. P.61–62. Plates 6.
- Kasatkin D.G. 2015. A new subgenus of the genus *Phytoecia* Dejean, 1835 (Coleoptera: Cerambycidae: Lamiinae) // Russian Entomological Journal. Vol.24. No.2. P.127–131.
- Kasatkin D.G. 2018. *Pseudopilemia* — a new subgenus of the genus *Phytoecia* Dejean, 1835 (Coleoptera: Cerambycidae) // Russian Entomological Journal. Vol.27. No.2. P.157–160.
- Kaszab Z. 1965. Österreichische entomologische Expedition nach Persien und Afghanistan // Annalen des Naturhistorischen Museums in Wien. Bd.68. S.667–670.
- Löbl I., Smetana A. 2010. Catalogue of Palaearctic Coleoptera. Chrysomeloidea // I. Löbl, A. Smetana (eds.). Stenstrup: Apollo books. Vol.6. P.1–924.
- Miroshnikov A.I. 2009. [Contribution to the knowledge of the little-known longicorn beetles species — *Phytoecia* (*Opsilia*) *prasina* Reitter, 1911 (Coleoptera: Cerambycidae)] // Caucasian Entomological Bulletin. Vol.5. No.2. P.243–244 [in Russian].
- Miroshnikov A.I. 2011. [Contribution to the knowledge of the longicorn beetles (Coleoptera, Cerambycidae) of the Caucasus. 7. Notes on the distribution of some species] // Entomologicheskoe Obozrenie. Vol.90. No.3. P.553–569 + Figs 1–15 [in Russian].
- Rejzek M., Sama G., Alziar G., 2001. Host plants of several herb-feeding Cerambycidae mainly from east Mediterranean region (Coleoptera: Cerambycidae) // Biocosme Mésogéen. Vol.17. No.4. P.263–294.
- Sama G. 2000. Su alcuni nuovi o interessanti Cerambycidi del medio Oriente (Insecta Coleoptera Cerambycidae) // Quaderni di Studi e Notizie di Storia Naturale della Romagna. Vol.13 (supplemento). P.91–105, 12 Figs.
- Sama G., Rapuzzi P., Kairouz A. 2010a. Catalogue commenté des Cerambycidae du Liban // Quaderno Studi e Notizie di Storia Naturale della Romagna. Vol.30. P.131–201.
- Sama G., Buse J., Orbach E., Friedman A. L. L., Rittner O., Chikatunov V. 2010b. A new catalogue of the Cerambycidae (Coleoptera) of Israel with notes on their distribution and host plants // Munis Entomology & Zoology. Vol.5. No.1. P.1–51.
- Villiers A. 1967: Contribution à la faune de l'Iran. I: Coléoptères Cerambycidae // Annales de la Société Entomologique de France. N.s. Vol.3. P.327–379.