

## Study on behavioural ecology of *Ditomus calydonius* Rossi, 1790 (Coleoptera: Carabidae: Ditomina), a strictly granivorous ground beetle with brood care

### Изучение особенностей поведения *Ditomus calydonius* Rossi, 1790 (Coleoptera: Carabidae: Ditomina), зерноядной жуужелицы с заботой о потомстве

Pietro Brandmayr<sup>1</sup>, Federica Talarico<sup>2</sup>  
Пьетро Брандмайр<sup>1</sup>, Федерика Таларико<sup>2</sup>

<sup>1</sup> University of Calabria, Department of Biology, Ecology and Earth Sciences, 87036 Rende (CS). Italy. E-mail: brandmayr@unical.it

<sup>2</sup> Natural Museum and Botanical garden, University of Calabria, 87036 Rende (CS). Italy. E-mail: federica.talarico@unical.it

KEY WORDS: habitat selection, phenology, reproduction rhythms, life cycles, brood care, subsocial behaviour.

КЛЮЧЕВЫЕ СЛОВА: выбор среды обитания, фенология, репродуктивный ритм, жизненный цикл, забота о потомстве, субсоциальное поведение.

**ABSTRACT** The ecology of *Ditomus calydonius* is investigated mainly in the field, to define the poorly known habitat choice, the seasonal and reproduction rhythm, the circadian activity rhythm, the relationships with the food plant, *Daucus* spp. and the nesting behaviour. After pitfall-trapping of 120 sites in Calabria, the preferred habitat is found in open land on clayey soil, where this species lives stenotopic especially on southern-aspect slopes. The population activity is remarkable for its late onset in the year (June), strictly nocturnal daily rhythm, possible intrahabitat micromigration from early flourishing *Daucus* plants to later ripening patches. Short data concerning foraging/feeding behaviour, shape of the only one nest found in nature and ability and time of flight are presented. Some data concerning laboratory behaviour and nesting have been added. Territorial combatative interaction between males, hitherto rarely observed in Carabidae, has discovered in this species for the first time.

**РЕЗЮМЕ.** Изучение экологии *Ditomus calydonius* Rossi, 1790 преимущественно в полевых условиях, внесло ясность в биотопические предпочтения вида, типы его сезонного, репродуктивного и циркадного ритмов, во взаимосвязь с пищевым растением (*Daucus* spp.), а также особенности гнездового поведения. По результатам учётов почвенными ловушками на 120 модельных участках в Калабрии установлено, что данный стенотопный вид предпочитает открытые местообитания с глинистой почвой, особенно расположенные на южных склонах. Для

данного вида характерны позднее начало напочвенной активности (в июне), ночной суточный ритм, а также микромиграции в пределах одного и того же местообитания с участков с рано цветущими кормовыми растениями на участки с растениями, созревающими позднее. Приведены краткие сведения о фуражировочном и пищевом поведении, строению единственного обнаруженного в природе гнезда, а также полётных способностях и времени лёта. Получены дополнительные данные о гнездовом поведении в лабораторных условиях. У самцов *D. calydonius* впервые обнаружены бои за территорию, редко наблюдаемые у Carabidae.

#### Introduction

The Ditomina are a carabid group restricted to the mediterranean Old-World and to the centralasian steppes and of considerable interest for many unusual aspects of their morphology, phylogeny and eco-ethology. About hundred years ago Stichel [1923] identified the ditomines as a separate Harpaline subtribe of recent Miocene origin, arising from *Ophonus*-like ancestors. Recently, descriptions of the larvae revealed atypical morphology and habits, which are considered aberrant [Sharova, 1958, 1960 for *Chilotomus tschitscherini* Semenov, 1903; Brandmayr, 1975, for *Ditomus calydonius* Rossi, 1790; Sharova, Makarov, 1983, for *Machozetus lehmanni* Ménériés, 1848]. In fact, the only three genera described show blind and physogastric larvae, poorly

adapted to autonomous locomotion and very similar to those of scarabaeoid beetles. The following adult-larva

comparison elucidates the most important adaptational features of the Ditomini:

Adults	Larvae
<p>pro-mesothorax articulation slender, prothorax heavy and with advanced barycentre, according to improved digging ability and forebody movements allowing easier climbing on herbaceous plants and seed transport ("scaritoid" habitus)</p>	<p>reduction or full rudimentation of cerci, normally present in campodeiform larvae, reduction of the pygopodium, improved spine rows on legs for digging in hard soils, lateral ocelli and sensorial vesicle of the 3rd antennomere completely reduced</p>
<p>sexual dimorphism improved, males often with cephalic protuberances on clypeus and mandibles, characterized by allometric growth progression (Fig. 1, possible use in inter-male combats, see e.g. Crowson [1981], for other Coleoptera)</p>	<p>physogastric (abdomen-enflated) body, more or less C-shaped (scarabaeiform)</p>
<p>inversion of the size relationships among sexes, males usually larger than females (Fig. 1)</p>	

The discovery of the first nest of *D. calydonius*, found July 1973 on the Tremiti Islands (Southern Adriatic) by Brandmayr and Brandmayr Zetto [1974] demonstrated that also Adepagan Coleoptera are able to nurse the offspring through the entire prae-imaginal life, in paedotrophic nests supplied with seeds of *Daucus gingidium* as food for the young. Adult beetles also fed on the same umbel plant. The short time devoted to observations allowed clarify at least some fundamental points: a) brood care done by the mother until the offspring is adult (in the Tremiti nest a total number of 26 offspring was recorded); b) paedotrophic nests are provisioned by the mother; c) ripe seeds of *D. gingidium* (in July the most plants were "brown"); d) the existence of many "new born" families around August 15, as in a spring breeder (new generation adults crowded at certain points in the habitat); e) seeds of *D. carota* were also accepted; f) the habitat, given by natural garigues and other kinds of also man-made open land.

The question of food supply in mainland Italy for this species has considered important because on the Tremiti Islands ripe, brown coloured *Daucus gingidium* umbels are commonly available from July, whereas in continental Italy the normal ripening time of *Daucus* is September. This would appear too late to allow the provisioning of a nest from which the new generation normally emerges no later than early September. In fact, no ripe *Daucus* plants are found in the habitat of *C. calydonius* on the Italian mainland before August or September, so how could the females supply the nests with ripe seeds or seeds at all? Another unknown aspect of nest provisioning is whether nests are stocked with a complete supply of seeds at the beginning of breeding or are provisioned on daily basis.

Important sociobiological questions are mainly unanswered. Do males cooperate with females in nest digging? More generally speaking, where does the observed brood care exhibited by this carabid fit within the general theory of social development in insects [Wilson, 1971, 1979] and in Coleopterans [Crowson, 1981]? In a short review of presocial evolution in Coleoptera, Brandmayr [1992] assigned provisionally the paedotrophic nests of *Ditomus* to the "nursing of the offspring" level, where probably interaction exists between parents and offspring, even though temporal generation overlapping has not



Fig. 1. Male (left) and female (right) of *D. calydonius*, dark coloured sexually mature adults. Note the outstanding sexual dimorphism.

Рис. 1. Самец (слева) и самка (справа) *D. calydonius*, половозрелые взрослые особи тёмного цвета (обратите внимание на выраженный половой диморфизм).

clearly demonstrated in this species. A study on the developmental parental care of an Adepagan coleopteran stock looks of high scientific interest, because at the moment generation overlapping is known only in Polyphagan beetle stocks, e.g. in burying beetles *Nicrophorus* [Pellissier-Scott 1990], or in the Passalidae, where cooperative nursing is also known [Reyes-Castillo, Halffter, 1984]. An exhaustive overview of presocial behaviour in Insects is given by Eickwort [1981], who assigns *Dixus* Billberg, 1820 behaviour to "parental care based on nests" (subsocial nesting).

Here, we report the results of further investigations in the Calabria region of Italy on habitat choice, bionomy and behaviour of this species, which is not uncommon in the open landscapes of southern peninsular Italy, although the most collectings refer to isolated individuals. The aim was to provide information regarding:

a) habitat affinity and environmental key factors, especially of the soil: for this part of the study a larger area was investigated;

b) life cycle and phenology of the population, in relation to the seasonal availability of the host plant: for this more detailed study a smaller area was chosen;

c) the role of the male in digging the nest and rearing the young, as well as male competition, mating behaviour and the possible feeding strategy.

Some results of this study were recently summarized in Zetto Brandmayr et al. [1994], and in Brandmayr et al. [1994].

Among habitat features, we focused the investigation mainly on some soil characteristics, because older authors reported that most ditomines show a strong preference for clayey soils [Brulerie, 1873; Antoine, 1959].

## Material and methods

### Study areas and climate

The areas chosen for this study have subdivided in a major one, the area of “habitat” study, and in a smaller, that of “population” study. The first one is given by a more or less linear sequence of collecting stations scattered along a transect of about 70 km length, that crosses Calabria from West to East, that means from the Thyrhenian Sea to the Jonian. The transect crosses two mountain ranges, the Coastal Chain and the Sila Upland, which reaches nearby 2000 metres height. The habitat types sampled were natural or subnatural forests (*Quercus*, *Fagus*, *Pinus*), clearings, pastures, abandoned croplands, river banks, tree plantations (pine, *Eucalyptus*), olive growths, and are marked by a wide variety of soil and substrate types, from true limestone to granite, metamorphic rocks, clays, regosols and vertisols. The soils of the investigated biotopes (120) were ranked in seven classes of clay-content or richness of the fine-earth component, because punctual clay content analyses are very difficult to relate to the real availability of nest digging sites in a biotope. The “classes of clay richness” are ordered as follows:

1) soils with no clay content at all (granitic, coarse granitic sand, gravels, etc.);

2) clay content very low, less than 10% (organic soil, or stony skeleton volume prevailing);

3) clay content low, maximally 20%, often distributed in pockets or patches, e.g. “terra rossa” in karstic land or other limestone habitats;

4) medium clay content, less than 50% of the fine fraction;

5) Sites with at least patches of high clay content, over 70% of the fine fraction.

6) Sites with pure clay or very clay-rich bedrocks, mostly characterized by winter solifluction and vertic structure;

7) Pure clay bedrocks more or less rich in sodium chloride, given in Calabria by Pliocene sediments (so-called blue clays, marked by heavy solifluction and erosion often evolving in typical “badlands” called calanchi).

The “population study” area is located on the hills of the Crati Valley near Cosenza, Calabria (Southern Italy), not far from the new buildings of the University of Calabria (Arcavacata, municipality of Rende near Cosenza). It corresponds to site Ar4 of the above described transect, where 1989–1990 an activity density level of 0.064 individuals/trap over 10d has been measured, the second highest value found by the first author in an Italian site. Three neighbouring sites, Ar1, Ar2 and Ar3 were trapped on the northern-faced slopes of the adjacent hill, but here *Ditomus* populations were found to be nearby absent or very small. The landscape is mainly characterized by a mosaic of extensively and intensively cultivated lands, and by sparse remnants of the pristine *Quercus virgiliana* forest. The observations have carried out in an uncultivated strip of olive trees lying at an altitude of 250–270 metres and measuring no more than 12,000 m<sup>2</sup> (Fig. 3). This strip was abandoned for about 15 years and has been invaded by herbaceous plants like *Inula viscosa* and *Daucus carota*. The few trees are surrounded by a very dense herbaceous vegetation given by *Avena barbata*, *Bromus (sterilis gr.)*, *Tolpis umbellata*, *Hypochoeris radicata* and *Briza minor*. Other main features are: southeastern aspect on a hill slope of 20° steepness, soil evolved on a very clay-rich river sediment, partly vertic, class 6 of the above classification. It dries out up to a depth of 1.5 metres during the summer dry season.

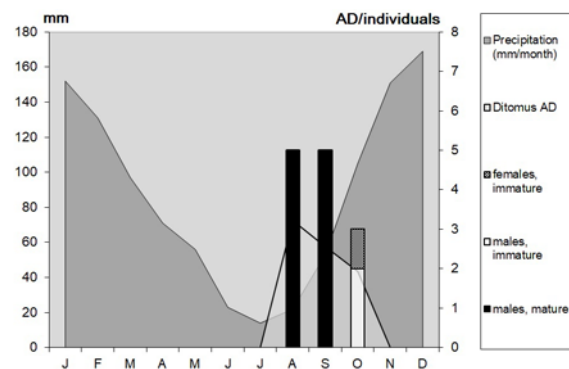


Fig. 2. Climatogram of the study area around Cosenza plotted against the *Ditomus* phenogram obtained 1989/90 by pitfall trapping and the gonadal status of the 13 captured individuals (columns). The precipitation data (monthly medium values) have been found in Ciancio [1971].

Рис. 2. Климатограмма района исследований в окрестностях Козенца, сопряжённая с фенограммой *D. calydonius*, построенной на основании репродуктивного статуса 13 особей, отловленных почвенными ловушками в 1989/90 гг. Среднемесячные значения осадков даны по Ciancio [1971].

The climate of Arcavacata is of the mediterranean-temperate type, with a mean annual temperature of 16.5 °C, and 1000–1100 mm rain in the year, the dry period beginning around June and lasting until the end of September (Fig. 2). Site Ar4 was subdivided into four plots (Fig. 4), according to different ripening times of the host plant, *Daucus carota*. In the upper part of the hill slope (zone C, Fig. 4), the ripening of the food plant was accelerated during August and in this part of the study site



Figs 3–4. The study area: 3 — area Ar4 at Arcavacata seen from below (S zone), where the *Daucus* plants were still flowering (photo at end of July 1992); 4 — the four zones of *Daucus* development (C, N, S, O) corresponding to patches of maximum *Daucus* plant density (grey); A indicates the point of microclimate measurements; the star the position of the only nest-site found.

Рис. 3–4. Модельная площадка: 3 — площадка Ar4 в Аркаваката при виде снизу (зона S) с ещё цветущими растениями *Daucus carota* (конец июля 1992 г.); 4 — четыре зоны развития *Daucus* (C, N, S, O), соответствующие участкам с максимальной плотностью (серый цвет) растений; A — точка измерения микроклиматических параметров, звёздочка — положение единственного найденного гнезда.

*Daucus* plants grew more densely and showed shorter stalks, perhaps due to a combination of water deficit in the soil and higher ambient temperatures.

#### Methods

The carabid fauna of the 120 biotopes distributed along the principal transect was collected by a standard number of 6 (rarely 3–8) pitfall-traps, upper diameter of 9 cm, depth: 11 cm. Each plastic vessel was punched at two thirds from the bottom to avoid beetle “acquaplaning” after heavy rains, and was filled for a third of its volume with an attractive-conservant liquid given by wine vinegar with a very low percentage of formalin added (5%). The traps were emptied monthly, the beetles identified and counted, the results expressed in individuals/trap over the standard period of 10 days, calculated over the entire trapping season. This measure has called, as usual, “activity density” (AD). The survey lasted about 10 years, from 1988 to 1997, and allowed to check about 100.000 carabid beetles belonging to more than 160 species. The stands sampled were 45 forests (sclerophylls, oak, chestnut, black pine, beech forest), 6 brushlands, 22 pastures from mountains to Mediterranean, four abandoned croplands, 30 active cropland sites (18 olive orchards), 10 riverine biotopes and 7 badlands (“calanchi”). More data on species diversity found during this survey have given in Brandmayr et al., 1998, and in the works quoted there. General features, altitude, canopy covering and other data are stored in the Microsoft Excell file *Carterus.xls*, available in the laboratory of the authors.

Site Ar4 was firstly included in the general survey, together with sites Ar1, 2 and 3, and trapped from April 1989 to April 1990 by five pitfall traps. More detailed studies were conducted there during the years 1991–92, and the following observations made:

a) Microclimatic measurements in the adult and larval microhabitats: daily air temperature measurements were made 1 cm above the soil surface, using minimax thermometers 0.1–scaled protected against incident radiation by a double aluminium shield. Soil temperature was measured at a depth of 10 cm. The instruments were checked on an hourly basis during the population activity observations which were done every fourth day, at least for the first half of the night that corresponds to the main activity phase of the adults. Daily temperature cycles were obtained by measurements every hour during some days of study of the circadian locomotory rhythm (direct observations on host plants). Relative humidity was measured at 1 cm from the soil, with a Fischer’s precision hair-hygrometer.

b) Foraging behaviour: feeding by beetles on *Daucus* inflorescences was monitored by direct observation using a red light source. Observations were made of foraging behaviour on the soil surface and on the food plants. A single nest entrance was found by tracking an individual beetle to a nest entrance on the night of August 21, 1992. The nest profile was reconstructed by careful digging. All other nest “entrances” investigated either belonged to other invertebrates or were unused and invaded by ants.

c) Population size estimates, sex ratio, reproduction period and cycle. Counts of individuals were made within each of the four zones marked in Fig. 4 by transect counts of beetles made during the main period of night foraging, between 21.00 and 24.00 hour, every fourth night using the same standard path crossing each site. Some individuals (20 at all) were marked by a fine-pointed portable driller to ascertain the possibility of intrahabitat migration during the summer. Teneral individuals were recognized by their lighter colour, and it was possible to distinguish between “yellow” and “brownish-red” speci-

mens of the new generation. The sexes were easily recognized even without lenses, although a small observation error was unavoidable, because some males in each population are known to be practically identical in size and shape to females. The frequency of these “feminine” individuals did not exceed a 2–3% of the whole population (“feminine” males show anyway a very short protuberance on the clypeus, not easy to ascertain in the field during the night observations).

In the laboratory the following observations were made:

a) All the specimens captured in pitfall traps of Stand Ar4 1989–90 were dissected to evaluate the status of gonadal development (13 specimens at all).

b) Five male-and-female pairs and mixed sex groups of 3–4 individuals were kept in small terrariums under temperature and light conditions similar to those measured in the field. Photoperiod was adjusted every three months to the external daily rhythm of light. Outside the laboratory, part of the terrarium boxes were exposed to external winter/spring conditions, protected against direct sun radiation from December to April.

c) The beetles were fed with ripe *Daucus* seeds, and after July 1992 with greenish, unripe *Daucus* umbels also, that were offered in an upright position forcing beetles to climb in order to harvest seeds.

d) Behavioural observations, under red light conditions, have made in a terrarium maintained on an inverted light/darkness cycle. The most useful behavioural observations run in a special “nest terrarium”, measuring 50 cm by 70 cm depth, constructed with glass walls 5 cm apart. Eighteen beetles at all were used in laboratory observations.

We should finally emphasize that the greatest difficulty we encountered has been the collecting of alive individuals in sites apart from biotope Ar4, where the population study has carried out. Attempts made in an orchard not far from this site, regularly inspected by the first author, allowed the collecting of only 1–2 specimens in the year. Only pastures or garigues with dense *Daucus* patches allowed higher numbers. Stand Ar4 underwent regular tillage after 1993.

## Results and Discussion

### Field results

#### Habitat choice in Calabria

Data concerning the activity density of *D. calydonius* (individuals/trap in the standard period of 10 d) have put against the canopy covering and soil clay content class of the stand trapped (Fig. 5). On a complex of 120 biotopes sampled, *Ditomus* has ascertained in six stands only, namely olive groves and abandoned cropland in the Crati Valley, and one extensive olive growth and a pasture on the Ionian Coast. Common features of the biotopes seem to be: low tree covering, high clay content of the soil, location at low height in the sclerophyll biome or in the neighbouring pubescent oak belt, the warmest vegetation belt of the deciduous biome, that

occupies the most part of the calabrian elevations between 200 and 800 metres a.s.l. Any other kind of bedrock or soil seems to be fully avoided, but also on the Thyrrenian coastal side some individuals have been found by direct collecting in a hilly situation, no more than 200 metres a.s.l. on clay rich soil.

Figure 5 visualizes the very “stenotopic” habitat affinity of *C. calydonius* in three dimensions. Selecting the only six stands marked by the presence of this carabid, a third factor could perhaps be enucleated, the slope aspect, being the populations living on north facing slopes the less abundant.

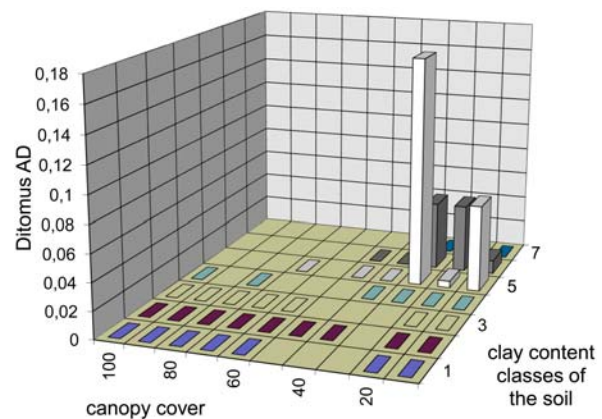


Fig. 5. *Ditomus* activity density (individuals/trap in the standard period of 10d) plotted against clay-in-the-soil-classes adopted in this study and canopy covering (%). Note that *Ditomus* populations has been recorded by pitfall trapping only in class 5 and 6, class 7 belongs to sodium chloride “blue clays” where *Daucus* plants show very little density.

Рис. 5. Динамическая плотность *D. calydonius* (особей / 10 ловушко-суток) в зависимости от типа почвы по составу глини и проективного покрытия в % (обратите внимание, что популяции *D. calydonius* регистрировались почвенными ловушками только на почвах 5 и 6 классов, почвы 7 класса содержат хлоридно-натриевые «голубые глины», на которых растения *Daucus* имеют очень низкую плотность).

Despite the low stand number, southern slope aspects (or level grounds) seem to favor *Ditomus* presence or activity. The complex of the Ar 1–4 stands, aligned along a valley cross section, with Ar2 and 3 closer to the valley bottom and on the northern slope, show that probably this species crowds on southern exposures, and that microrelief may be of great importance.

Other *Ditomines* living in the same valley were: *Dixus obscurus* Dejean, 1825, *D. clypeatus* (Rossi, 1790) and *Carterus (Carterus) dama* (Rossi, 1792).

#### Population study.

#### Annual activity pattern (phenology) and microclimate

The activity density of the first (trapping) year in biotope Ar4 is reported in Fig. 2, together with dissection data. Pitfall traps used 1989/90 and emptied monthly provided relatively small catches, perhaps because of the predominantly climbing habits of *Ditomines*. Perhaps for this reason they did not prove to be sufficiently effective for phenology studies of *Ditomus*. Anyway,

Table 1. Activity density of *D. calydonius* in six stands with different altitude and exposure (Ar1 and Ar4 face each other on opposite hill slopes; TO11 and TP1 are also immediately adjacent biotopes in the Jonian coastal area).

Таблица 1. Динамическая плотность *D. calydonius* на шести модельных площадках, расположенных на разных высотах и экспозициях (Ar1 и Ar4 расположены напротив друг друга на противоположных склонах холма; TO11 и TP1 непосредственно граничат друг с другом в прибрежной зоне Ионического моря).

stand	aspect	altitude	activity density indiv. /trap /10 days
Ar4 — abandoned cropland	SE	250	0.064
Ar1 — aband. crop, sparse trees	NNW	270	0.005
Arc4 — olive gr., natural, tilled	NNE	240	0.005
Arc5 — olive gr., natural, untilled	E	260	0.17
TO11 — extensive olive growth	—	68	0.050
TP1 — <i>Cynara</i> pastureland	E	100	0.010

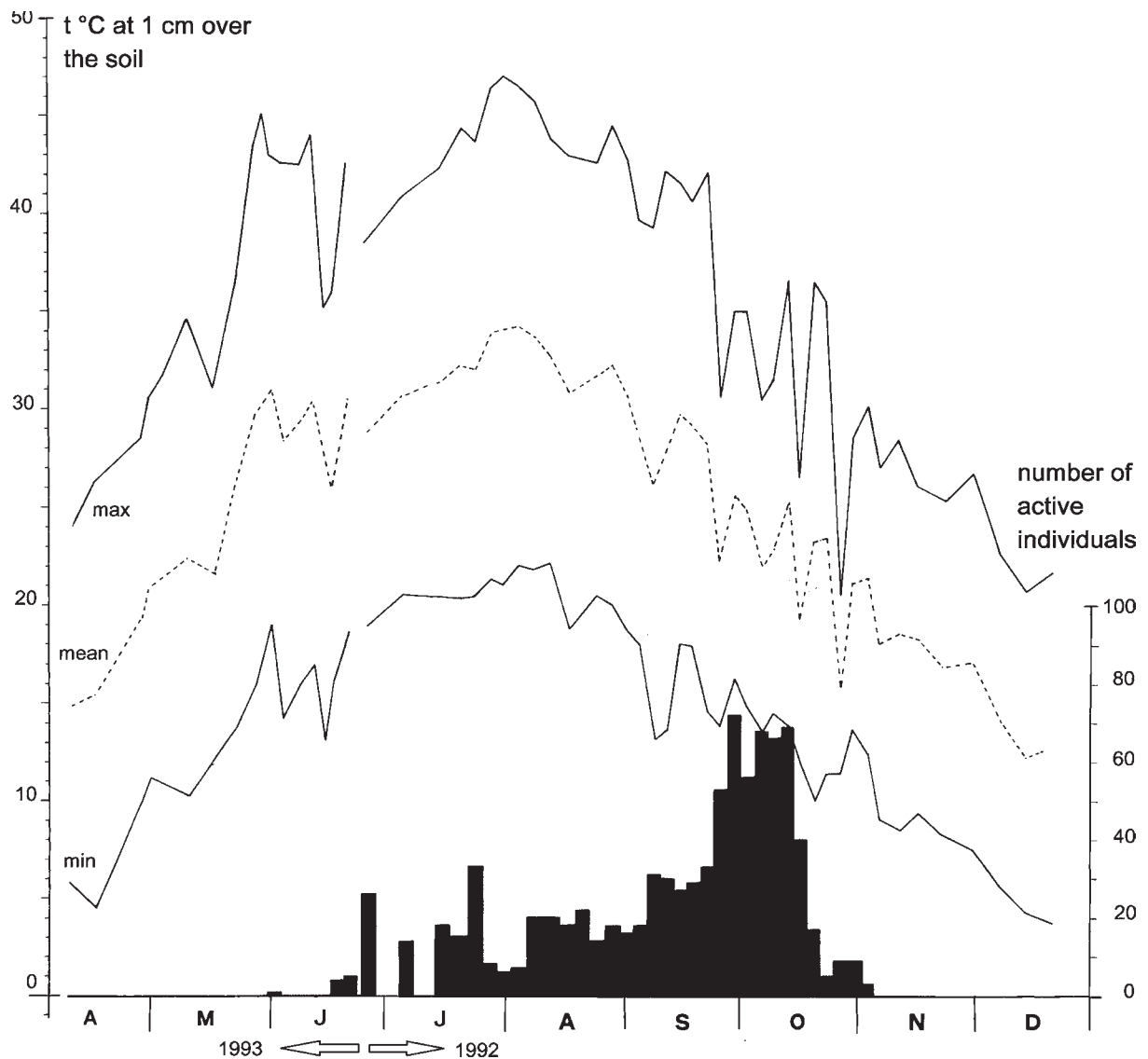


Fig. 6. Annual phenogram against temperatures of *Ditomis* population, counted as individuals active on *Daucus* umbellas every fourth day. Total data from the entire study area. Left ordinate: Maximum, mean and minimum temperature recorded at 1 cm from the soil surface.

Рис. 6. Годовая фенограмма популяции *D. calydonius* (суммарные данные для всего района исследований), составленная по результатам учётов жуков (раз в четыре дня), активных на зонтиках *Daucus* (левая ордината — максимальная, средняя и минимальная температура воздуха, зарегистрированная на расстоянии 1 см от поверхности почвы).

they supplied the phenogram reported in figure 2 in which a high density peak of the population activity is shown to occur during some of the warmest and driest months (August–September) of the year.

Direct counts (1992/93) done on the *Daucus* umbels allowed a more reliable reconstruction of the activity period of the population (Fig. 5) as well as the identification of its occurrence in the four subareas. The first individuals appeared in June, when the minimum night temperature was around 15°C and the maximum day temperature around 35–40°C. The population was active up to the end of October, with a density peak resulting at the end of September, due to the newly emerged cohort (see below). Temperatures below or around 10°C (minima) seem to be incompatible with the climbing activity, and the beetles retire in short holes dug under stones for hibernation, when the soil temperatures (not reported) were still around 18°C.

#### Phenology and sex-ratio

Population counts subdivided between males and females and plotted against relative humidity and mean air temperature of the hours ranging from 9 PM to 12 PM, i.e. at the time of maximum in daily activity have reported in Fig. 7. On this way a possible relationship between the “effective” microclimate and the movements of *Ditomus* adults can be observed. The relative humidity during the active phase of the population never dropped below 50% and laid most above 60%. The real temperatures oscillated around 20°C (25–15°), so we can argue that the individuals, in their natural habitat, are normally not exposed to extreme conditions and that the teneralis, less protected against desiccation,

appear when air relative humidity was almost the highest of the year (October).

The seasonal variation of sex-ratio resulted to be remarkably evident because of the strong prevalence of females on the umbellas. The population, and especially the males, dropped to a minimum by the end of July due perhaps to cooperation in nest digging. The value oscillated around 50% in the first half of September (new generation feeding on inflorescences), while a strong prevalence of females was noted also in October, at least on the inflorescences, probably because females visited them more regularly.

#### Reproduction rhythm and new generation

The amounts of newly hatched individuals during the entire activity period as estimated through the colour of the specimen, were evaluated (Fig. 8). The first reddish teneralis appeared on August 12, but their number increased highly after September 18, when probably many other nests were abandoned by the offspring. In October most individuals were immature while “old” specimens represented no more than a fourth of the population visiting the umbels. The fully yellow individuals were frequent in autumn, probably an avoidance of the desiccation risk related to the still too permeable integument.

The highest *Ditomus* individual number observed during one night (73) corresponds more or less to the “production” of three or four “normal” nests (considering both the number of pupal chambers found in the nest of this study, as well as the offspring number checked on the Tremeiti Islands). The crowding of teneralis in October is a strong argument for a reproduction rhythm of the

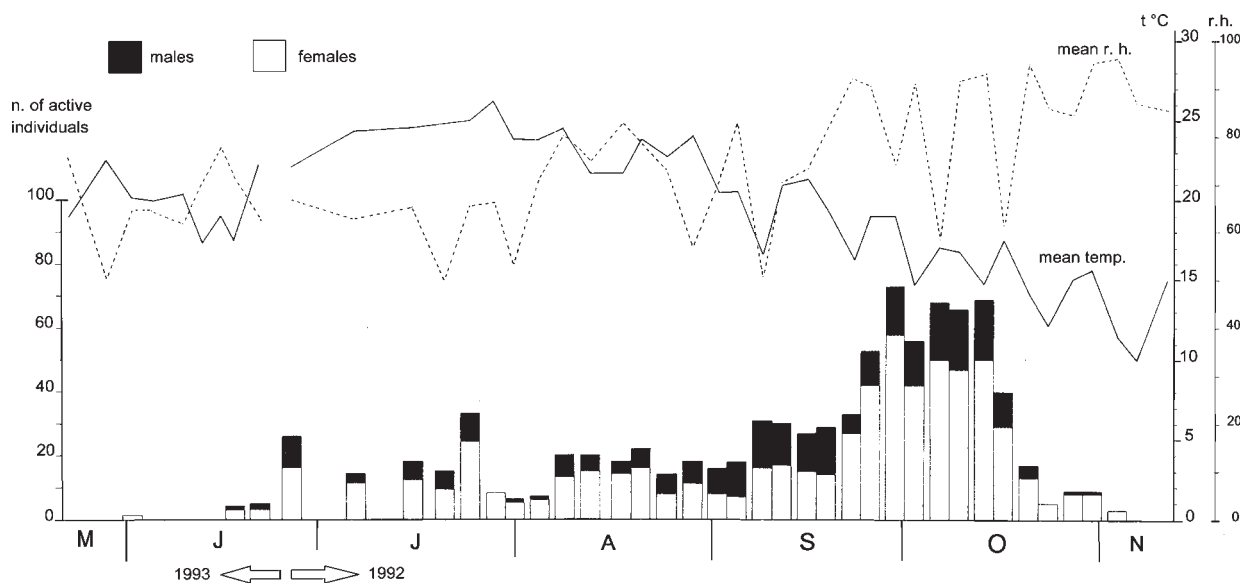


Fig. 7. Sex ratio of foraging population during the surface activity period. Right ordinates: temperature at 1 cm from the soil. Dashed line indicates the mean humidity, the continuous one the mean temperature observed in the first four hours of the night (mean of the recordings made every fourth day during the counts of foraging individuals).

Рис. 7. Соотношение полов в популяции *D. calydonius* в период фуражировки по данным начальной активности (правые ординаты — температура воздуха в 1 см от поверхности почвы ( $t$ ) и относительная влажность воздуха ( $r.h.$ ); mean  $r.h.$  — средняя относительная влажность воздуха, mean temp. — средняя температура воздуха, наблюдаемые в первые четыре часа ночи; средние значения рассчитаны по результатам измерений в каждый четвёртый день при подсчёте кормящихся особей).

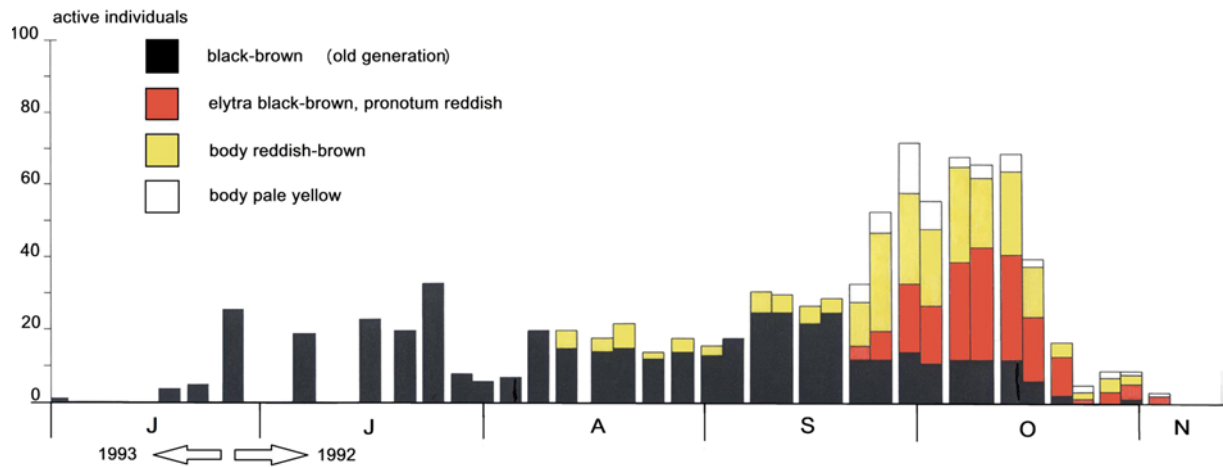


Fig. 8. Phenogram of *Ditomus calydonius* showing the new generation arousal and maturation level estimated by integument pigmentation.

Рис. 8. Фенограмма, демонстрирующая сроки появления и созревания новой генерации *D. calydonius*, исходя из степени пигментации покровов.

spring-breeder type [as in Larsson, 1939, Lindroth, 1949, Thiele, 1977]. Nevertheless, oviposition probably takes place very late, at least not earlier than July, so *D. calydonius* should be at best defined as a summer larvae species [as in den Boer, den Boer Daanje, 1990] with relatively short larval development.

#### Daily activity rhythm

The seed foraging behaviour of adult population was shown to be strictly nocturnal (Fig. 9), as displayed

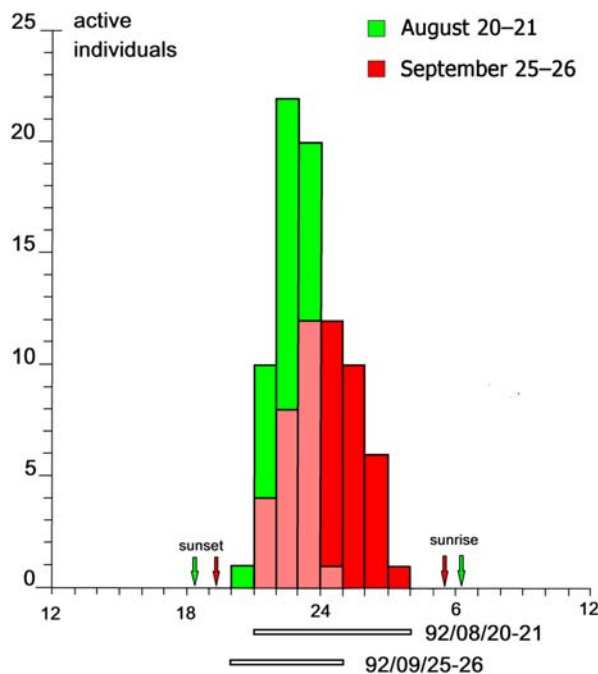


Fig. 9. Daily activity rhythm observed during two nights, August 20–21 and September 25–26, by visually inspecting the umbels every hour (all zones of the study area).

Рис. 9. Суточная активность *D. calydonius*, наблюдаемая в течение двух ночей 20–21 августа и 25–26 сентября, по результатам визуального осмотра зонтиков *Daucus* через каждый час (данные для всех исследованных зон).

by the counts done in two different nights (August 20–21 and September 25–26), with onset of beetle activity occurring normally two hours after sunset. In August the foraging activity lasted until 4 AM, in September only until midnight, probably because of lower night temperatures. The beetles always behaved as highly photophobic even under laboratory conditions.

#### Intrahabitat migration and nursing plant.

The observation of this part originated from the hypothesis that *Ditomus* feeds only on ripe *Daucus* seeds, although this idea had to be completely abandoned during our study, because we repeatedly saw vigorous feeding behaviours on green fruits while green, fragrant umbels seemed to be preferentially accepted by laboratory animals. In the four study areas (see Figs 3–4), a dense population was observed during June and July, along the warmest and driest section of the slope in the C zone. Only here, green seeds were available in July whereas lower in the valley the *Daucus* plants were still in its flourishing phase. In August, some individuals appeared outside the C zone (zones S, N and O), in the lower zone O several umbels were still “white” flourishing. At the same time, in C the first teneral were found on the umbels, being a sure sign of successful nesting. In October the population “wave” peaked in zone O, where immature individuals appeared more than one month later than in C. The intrahabitat migration of the beetles has reported as separate curves in Fig. 10.

The observed population shift was tested by the recording of some previously marked individuals in the zone O, but a quantitative estimate of the migrant fraction was impossible, for the marking procedure was highly invasive. Nevertheless, the intrahabitat migration probably plays a very important role for survival in the habitat, because it allows a better distribution of alimentary resources within the population itself, by ensuring precocious nesting females with sufficient nest supply and late emerging teneral with enough food for the postupation reserve building. Immature individu-



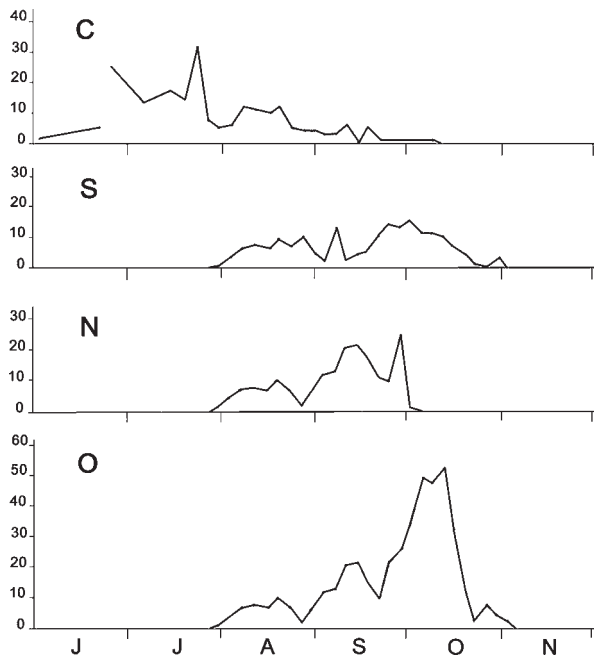


Fig. 10. Intrahabitat migration. Recordings of individuals in the four zones of the study area. Zone C was at the top of the slope, zone O 20 m height below, not far from the bottom of the valley.

Рис. 10. Миграция особей *D. calydonius* в пределах одного биотопа между четырьмя исследованными зонами (зона С — на вершине склона, зона О — на 20 м ниже, недалеко от дна долины).

als at the beginning of their activity either tended to remain near the nest or were observed in numbers of 5/6 on the same flower, mostly together with a mature female. This behaviour lasts no more than few days.

#### Nesting behaviour

The only “true” nest was discovered August 21 in the field, by observing the foraging behaviour of a female. The beetle transported with its mandibles a secondary umbel containing a certain number of fruits and descended the *Daucus* stem with the head pointed downwards. The nest entrance was placed at only 50 cm from the stem, masked by numerous plant rests. The mother deposited its load near the nest hole, after having completed some circular movements around it and disappeared inside for more or less one minute. Thereafter the beetle reappeared and pulled back the whole umbel into the nest. This subterranean lodge is described in Fig. 11. The mother was found in the first lateral gallery, with the last *Daucus* supply beneath, together with three immature specimens (two females and one male) at a medium depth (about 12 cm), another teneral male at about 22 cm. Finally, an oblique gallery ended at 37 cm. About 10 centimetres from the bottom, part of the nest was occupied by conspicuous *Daucus* reserves and fruit remnants. The transversal nest branches were 1 cm high and 2–3 cm broad and very likely they hosted pupal cells (on the Tremiti Islands the nest sheltered 26 larvae and/or pupae). At least 18 pupal shelters were recognizable at all.

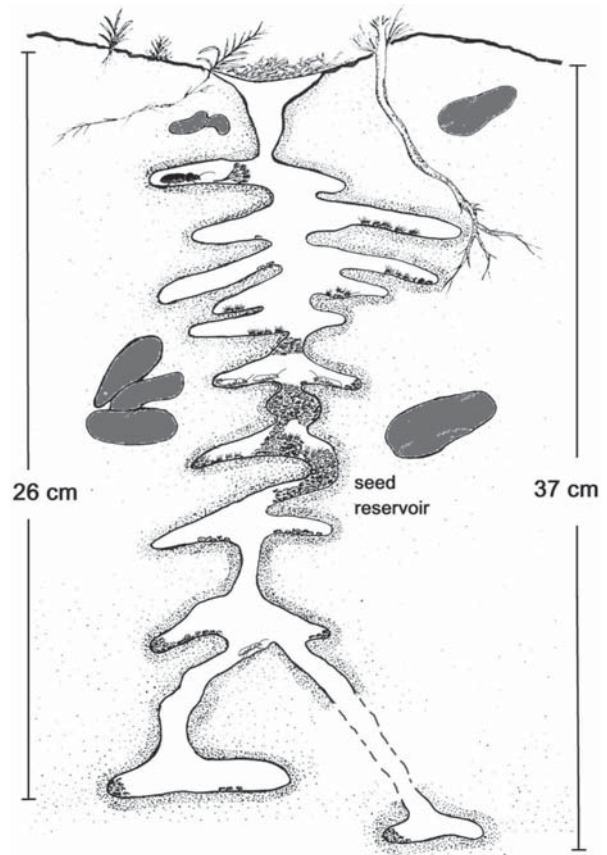


Fig. 11. Profile of the nest found at August, 21, 1992 in the C zone. All the specimens found are represented in their own position. (Original drawing by dr. Erminio Rocca).

Рис. 11. Профиль гнезда *D. calydonius*, найденного 21 августа 1992 г. в зоне С (все экземпляры представлены на месте обнаружения; оригинальный рисунок доктора Эрминьо Рокка).

Some other important aspects of behaviour should be emphasized.

Nest provisioning occurs during the entire nest life and every night the mother is forced to strengthen nest supplies since the rapid larval development during the high summer temperatures requires day-by-day foraging.

The mother improves foraging efficiency by detaching entire secondary umbels and by doing so loads of 6–12 fruits are carried into the nest during one foraging trip.

During the nesting period a part of the population, perhaps a younger cohort, continued to feed on inflorescences but only single fruits were taken away so that the “skeletons” of the secondary umbels remained on the plant; the presence of foraging females in an area seems to be supported by cut-off secondary umbels [see also Brandmayr, Brandmayr Zetto, 1974].

The feeding behaviour of adult *Ditomus* is still poorly known. It can occur either on the outer surface of umbellas, or also inside, as it has been observed for some *Ophonus* species (in the study area: *O. ardosiacus* (Lutshnik, 1922), *O. puncticeps* Stephens, 1828). A detail of the consumatory act was found to be really unusual among beetles (Fig. 11): adults of both sexes were able, in a similar fashion to rodents, to hold the fruits with the



Fig. 12. A male of *Ditomus calydonius* on a *Daucus* inflorescence, showing the typical feeding position, i. e. holding a seed between the forelegs.

Рис. 12. Самец *D. calydonius* на соцветии *Daucus* в типичной позе в момент питания — держит семя между передними лапками.

front legs, on this way probably the removal of seed envelopes is possible [as seen in larvae of *Ophonus puncticeps*, Brandmayr Zetto, Brandmayr, 1975].

#### Laboratory results

As far as the laboratory study is concerned, it was necessary to prolong the observations to more than two years. In any case it was only possible to report the results in a shorten form since two years rearings did not prove to be sufficient to clarify the conditions necessary for successful reproduction. Among five pairs of beetles studied, just one reproduced in the second year of life after pro-

longed exposition to natural temperature conditions. The laboratory nest (1993, July, 27) presented a simple structure on the account of its limited dimensions. There was an unique entrance leading to an upper gallery furnished with some stored *Daucus* seeds that contained the male who never cooperated in seed foraging. In two other deeper galleries it was possible to find the mother with three newly hatched adults with the hole below being still shared by a young pupa. From the activities displayed by the beetles it seems that the male exerts only the role of nest excavator, the female on the contrary was actively foraging the nest. The offspring achieved the final pigmentation in about 10 days, and September 7 mating behaviour was observed with a 7 minutes lasting copulation.

Flight behaviour was only observed in June, three males and five females were engaged in short flights of 10–12 cm, normally announced by intense movements of the median and posterior legs, and by vibrations and quivering of the elytra.

Mating behaviour has rarely been observed (only twice) with copulatory activities lasting no longer than 7–10 minutes.

Inter-male fightings, which had also only rarely observed, occurred between two males maintained in the same terrarium. The encounters have always provoked by the smaller individual, with less pronounced head protuberances, and they took place both on the ground surface and on the *Daucus* umbels. The fighters faced each other raising the front legs and butting the thorax sternites, while the mandibles had frenetically opened. In these nine encounters the smaller individual was the winner 7 times, indicating probably a greater degree of sexual maturity, since after the introduction of a female he was the only one that displayed a mating

Table 2. Summary of the observations on behaviour made on 17 specimens of *D. calydonius* in two years (about 1200 hours of visual checking spread over 17 months), kept in terrarium (subdivided in five couplets and in two additional groups of three and four individuals).

Таблица 2. Результаты двухлетних наблюдений (1200 часов визуализации в течение 17 месяцев) за поведением 17 особей *D. calydonius*, содержащихся в террариуме (пять пар и две дополнительные группы по три и четыре особи).

Behaviour type	Terrarium and/or mode	Number of times	Time of the day
Food uptake ( <i>Daucus</i> seeds)	All specimens (17) After July '92 only with green or fresh umbels	1-2 times per night, mostly every night	Old adults: only at night. Teneral: also in the light phase
Flight (attempts)	Only in June and July, after intensive exploration and elytra quivering – temperature 26-31°C	Males: 5 times Females: 3 times	Light phase
Inter-male fighting	Terr. 1, 2 males + 1 female, on the soil or within the umbels	Several evenings from June 4 to June 30	Beginning of the night
Copulation	Terr. 1, between the smaller male and the newly introduced female (June 30)	Two at all, the second between two teneral one month after pupation (September 7)	
Nesting	Terr. 5, 1 couplet; nest dug out June of the second year (1993) offspring: 4, at July 27 three teneral (2♂♂, 1♀), and one pupa	One couplet of five kept in 5 small terrariums	

behaviour. The nine fightings observed lasted from 6 to 20 minutes, on average about 10 minutes.

Male fightings in Carabids are known only for Scaritinae, and well described only for *Scarites buparius* (Förster, 1771). This species is a very aggressive and efficient predator that uses its mandibles not only for predation, but also in between-males combats, which end normally with the escape of the less robust individual [Talarico et al., 2018].

## Conclusions

Field data concerning the habitat selection of *D. calydonius* speak in favour of a highly stenotopic beetle, which concentrates on fully unshadowed, sun-exposed clayey soils, but only in presence of a dense *Daucus* covering. The habitat with the highest activity density is the site where the population study has carried out, here the food plant population showed a very early ripening in late spring, a condition that probably is in favour of successful *Ditomus* reproduction. The previous hypothesis (see introduction), about the importance of availability of ripe *Daucus* seeds seems no more sustainable, as it is demonstrated by the simple evidence that after June also no ripe seeds are found on the umbels, and that the whole July population is foraging and feeding on green inflorescences, greenish-red in colour (Fig. 13). From this point of view, the presence of *Daucus* appears to be a necessary (but not sufficient) condition, because the determinant factor is the early ripening of this plant, in the more or less “dwarf” form described at page 458. This could explain the observed stenotopy of *D. calydonius*, and its concentration on

southern slopes. The importance of the key factor “clay fraction in the soil” is probably explained by the need to excavate a nest as deep as possible in June, immediately after the end of the mediterranean “rain season”. In July the soil dries out and becomes of stony hardness.

The field data gathered for this carabid are indicative of a spring breeder (or summer larvae-breeder) that requires above all very high soil temperatures but also other particular habitat conditions such as food with the consequential shifting of reproduction to late summer. Even though the population phenogram resembles more an autumn breeder of type 3 [Paarmann, 1979], the crowding of immature specimens in autumn, together with the late onset of nesting possibilities excludes any possible hypothesis of “winter larvae”. A first evidence of very short larval development has obtained in laboratory, with a larval development no longer than 45 days at 26°C.

On the basis of the paedotrophic nest being supplied with seeds day by day (fractioned provisioning), a winter or autumn reproduction is hardly sustainable, because an extremely long period of brood care enhances enormously the risk of a precocious death of the mother by predators or adverse weather conditions with the subsequent death of the fully mother-dependent larvae. The strictly nocturnal activity also supports the idea of adults with inadequate protection against predators. Moreover, unlike other Carabidae, most Ditomines do not exhibit aposematic colours nor strong defensive secretions.

Other *Daucus*-tied Harpalines, such they are found for example in *Ophonus* Dejean, 1821 [Zetto Brandmayr, 1983; Brandmayr, Zetto Brandmayr, 1982; Talarico et al., 2016] are all autumn breeders, probably as a consequence of their larvae need to feed on large amounts of seeds that are released by *Daucus* umbels in

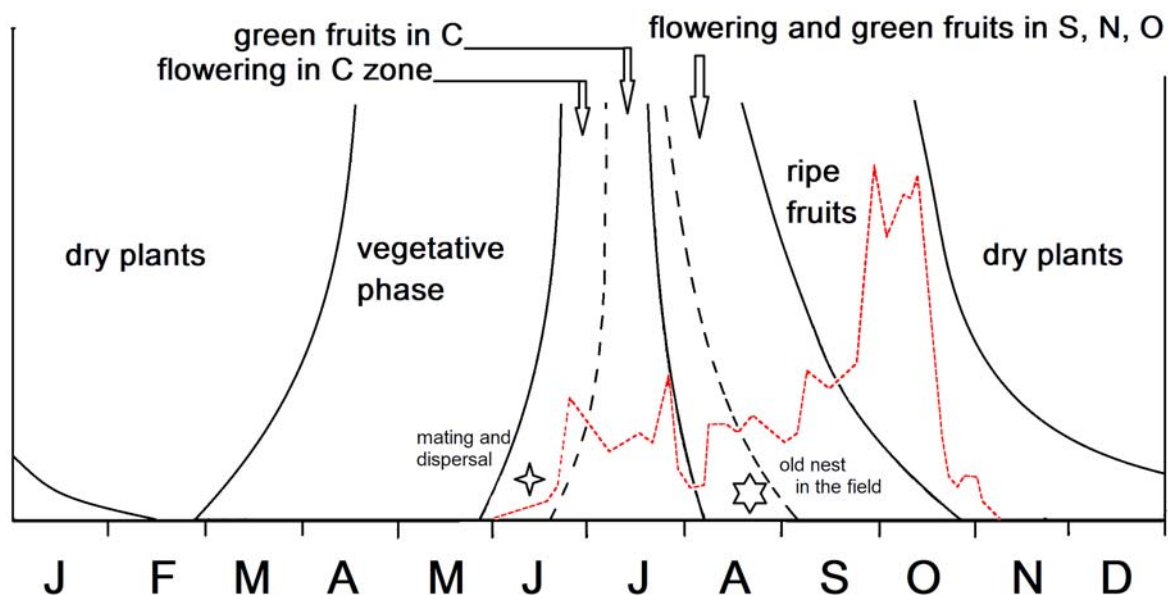


Fig. 13. Distribution in the year of *Ditomus* population activity (dotted line) compared with the phenogram of the vegetative phases of *Daucus carota*.

Рис. 13. Годовая динамика активности *D. calydonius* (пунктирная линия) сопряжённая с фенограммой вегетативных фаз *Daucus carota*.

this season. The phylogenetically related Ditomines “have acquired the ability” to transfer the *Daucus* fruit foraging into subterranean nests, more or less protected by the strong summer aridity of the mediterranean climate.

Figure 13 provides a reliable image of the population cycle of this ground beetle and of the relationships with the main feeding plant (*Daucus carota*). In addition, some interesting laboratory data dealing with the possible dispersal phase in June have been included. This period of flying could be of considerable importance for the already mentioned need of reproduction sites where *Daucus* fruits ripen very early in the season. Anyway, we cannot exclude the possibility that in other countries, *D. calydonius* populations are able to forage on other umbel plants, until now unknown.

In the study area of Arcavacata, the existence of early ripening habitat patches where *Daucus* seeds were available no later than the end of June has ascertained. This aspect maybe related also to the observed intra-habitat micromigrations, which could be the counterpart of the early site choice of the nesting “families”. This phenomenon could be the reason for newly emerging individuals of younger nests are forced to migrate to less exploited patches, where secondary umbels have not yet been cut down by foraging females or occupied by spiders or other competitors.

Many aspects of *D. calydonius* biology remain unclear, among them the behavioural details of the initial phases of nesting and of mate choice, the reproduction rates and the factors controlling reproduction rhythms. Further investigation on these subsocial carabid beetles could teach us how a strictly predatory and non-social family was able to shift to subsociality mediated by newly acquired granivorous habits.

The Ditomines represent so far the only Adephagan stock of Coleoptera in which generation overlapping has ascertained, adult sexual dimorphism and larval morphology resemble habits and behaviour of some Polyphagan families, e.g. in the dung beetles (Scarabaeoidea), even if the food here is represented by cow or horse droppings [Tonelli et al., 2021]. The possibility of food relocation and conservation seems a basic “exhaptation” that favours the appearance of subsocial behaviours [Halffter, 1991].

**Acknowledgements.** The Authors are very grateful to two students, Franca Puzzo and Erminio Rocca, who cared for field observations and laboratory rearings during their graduate thesis at the University of Calabria. Research financed by the Italian Ministry for Scientific Research (MIUR) on the 60% fraction.

**Competing interests.** The authors declare no competing interests.

## References

- Alicata P., Caruso D., Costa G., Marcellino I., Motta S., Petralia A., 1980. Ricerche eco-etologiche sulla fauna delle dune costiere di Portopalo (Siracusa). III. Comportamento e ritmi di attività di *Scarites buparius* Forst. (Coleoptera, Carabidae) // *Animalia*. Vol.7. P.5–21.
- Antoine M. 1959. Coléoptères Carabiques du Maroc (III). Harpalidae // *Mem. Soc. Sci. Nat. Phys. Maroc, Zoologie*. N.S. Vol.6. P.315–465.
- Brandmayr P. 1975. Note morfologiche sugli stadi preimmaginali di *Carterus (Sabienuus) calydonius* Rossi (Col., Carabidae) // *Boll. Soc. Ent. Ital.* Vol.107. P.9–19.
- Brandmayr P. 1992. Short review of the presocial evolution in Coleoptera // *Ethology, Ecology & Evolution. Special Issue*. Vol.2. P.7–16.
- Brandmayr P., Brandmayr Zetto T. 1974. Sulle cure parentali e su altri aspetti della biologia di *Carterus (Sabienuus) calydonius* Rossi, con alcune considerazioni sui fenomeni di cura della prole sino ad oggi riscontrati in Carabidi (Coleoptera, Carabidae) // *Redia*. Vol.55. P.143–175.
- Brandmayr P., Zetto Brandmayr T. 1982. Comunità a Coleotteri Carabidi di alcuni Querce-arpineti della bassa pianura del Friuli // *Quad. C.N.R. Str. Zool. Terr.* Vol.4. P.69–124.
- Brandmayr P., Pizzolotto R., Zetto Brandmayr T. 1994. Population biology and nesting of *Carterus calydonius* Rossi (Coleoptera, Carabidae, Ditomini) // *Boll. Zool. Suppl.* P.50–51.
- Brûlerie C.P. de la. 1873. Monographie des Ditomides // *L'Abeille*. Paris. Vol.11. P.i–viii, 1–100.
- Ciancio O. 1971. Sul clima e sulla distribuzione altimetrica della vegetazione forestale in Calabria // *Ann. Ist. Selvicoltura, Arezzo*. Vol.2. P.321–370
- Crowson R.A. 1981. *The biology of the Coleoptera*. London: Academic Press.
- den Boer P.J., den Boer-Daanje W. 1990. On life history tactics in carabid beetles: are there only spring and autumn breeders? // Stork N.E. (ed.). *The Role of Ground Beetles in ecological and environmental studies*. Andover-Hampshire: Intercept Publishers. P.247–258.
- Eickwort G.C. 1981. Presocial Insects. In: Herman H.R. (ed.) *Social Insects*. Vol. II. Academic Press, New York, London. P.199–280.
- Halffter G. 1991. Feeding, bisexual cooperation and szubsocial behaviour in three groups of Coleoptera // Zunino M. et al. (eds.). *Advances in Coleopterology*. Barcelona: European Association of Coleopterology. P.281–296.
- Larsson S.G. 1939. Entwicklungstypen und Entwicklungszeiten der dänischen Carabiden // *Entom. Medd.* Vol.20. P.277–554.
- Lindroth C.H. 1949. *Die Fennoscandischen Carabidae III* // *Kungl. Vetensk Vitterh. Samb. Handling, Goteborgs. Ser.B. Bd.4. No.3.* S.1–911.
- Paarmann W. 1979. Ideas about the evolution of the various annual reproduction rhythms in Carabid beetles of the different climatic zones // *Misc. Pap. Landbouwhoges. Wageningen*. Vol.18. P.119–132.
- Pellissier-Scott M. 1990. Brood guarding and the evolution of parental care in burying beetles // *Behav. Ecol. Sociobiol.* Vol.26. P.31–39.
- Reyes-Castillo P., Halffter G. 1984. La estructura social de los Passalidae (Coleoptera, Lamellicornia) // *Folia Entomologica Mexicana*. Vol.61. P.49–72.
- Sharova I.Kh. 1958. [The larvae of Carabidae, beneficial and noxious to agriculture] // *Uchenye Zapiski Moskovskogo gorodsk. Pedagog. Inst.* Vol.124. P.1–165 [in Russian].
- Sharova I.Kh. 1960. [Morpho-ecological Types of Carabid larvae] // *Zool. Zhurn.* P.691–708 [in Russian].
- Sharova I.Kh., Makarov K.V. 1983. [Larvae of the *Machozetus lehmanni* Men. (Coleoptera, Carabidae)] // *Entom. Obozr.* Vol.62. No.3. P.524–528 [in Russian].
- Stichel W. 1923. Zur Phylogenese eines geologisch jungen Formenkreises der Käfer, der Ditominen (Carab. Harpal.) // *Z. wiss. Insektenbiol.* Vol.18. P.51–60; 81–100; 145–162; 209–242.
- Talarico F., Cavaliere F., Mazzei A., Brandmayr P. 2018. Morphometry and eye morphology of three scaritine ground beetles relate to habitat demands and behavioural traits (Coleoptera, Carabidae, Scaritinae) // *Zoologischer Anzeiger*. Vol.277. P.190–196.
- Talarico F., Giglio A., Pizzolotto R., Brandmayr P. 2016. A synthesis of feeding habits and reproduction rhythm in Italian seed-

- feeding ground beetles (Coleoptera: Carabidae) // European Journal of Entomology. Vol.133, No.1. P.325–336.
- Thiele H.U. 1971. Die Steuerung der Jahresrhythmik von Carabiden durch exogene und endogene Faktoren // Zool. Jb. Syst. Vol.98. P.341–371.
- Tonelli M., Giménez Gómez V.C., Verdú J.R., Casanoves F., Zunino M. 2021. Dung Beetle Assemblages Attracted to Cow and Horse Dung: The Importance of Mouthpart Traits, Body Size, and Nesting Behavior in The Community Assembly Process // Life. Vol.11. P.873. <https://doi.org/10.3390/life11090873>
- Wilson E.O. 1971. The Insect Societies. Cambridge: Belknap Press of Harvard Univ. Press. 562 pp.
- Wilson E.O. 1979. Sociobiologia. La nuova sintesi. Bologna: Zanichelli. 688 pp.
- Zetto Brandmayr T. 1983. Life cycle, control of propagation rhythm and fecundity of *Ophonus rotundicollis* Fairm. et. Lab. (Coleoptera, Carabidae, Harpalini) as an adaption to the main feeding plant *Daucus carota* L. (Umbelliferae) // Brandmayr P., den Boer P.J., Weber F. (eds.). The synthesis of field studies and laboratory experiment. Report of the 4<sup>th</sup> meeting of European Carabidologists, 'Haus Rothenberge', Westphalia Bundesrepublik Deutschland, September 24[150]26, 1981. Wageningen: Centre for Agricultural Publishing and Documentation (PU-DOC). P.93–103.
- Zetto Brandmayr T., Brandmayr P. 1975. Biologia di *Ophonus puncticeps* Steph. Cenni sulla fitofagia delle larve e loro etologia (Coleoptera, Carabidae) // Ann. Del. Fac. Sci. Agrar. Del. Univer. Deg. Studi Torino. Vol.9. P.421–430.
- Zetto Brandmayr T., Puzzo F., Rocca E. 1994. Further observations on parental behaviour in *Carterus (Sabienus) calydonius* Rossi (Coleoptera, Carabidae) // Bollettino di zoologia. Poster session. Suppl.61. P.59. DOI: 10.1080/11250009409356006.